

Management, Operations and Maintenance (MOM) Fibo Wall System

FORMAT

TABLE 1: PRODUCT DIMENSIONS

PRODUKT	DIMENSJON
Wall Panel	10,2x2400x620mm
	10,2x2720x620mm
	10,2x3020x620mm
Kitchen Board	10,2x580x620mm
Aluminium profiles	580 mm
	2400 mm
	3000 mm
Screws for Kitchen board	3x20 mm
Screws for Wall panel	3x35 mm
	3x45 mm

PRODUCT DESCRIPTION

Fibo System is a complete waterproof wall system that comprises of high-pressure laminated wall panels in various sizes, Fibo Seal sealant, aluminium profiles, Fibo screws, and a range of accessories that make installation and maintenance hassle-free.

Fibo Wall Panel and *Fibo Kitchen Board* are waterproof cladding systems based on plywood sheets coated with high-pressure laminate on the front and a balancing layer on the back.

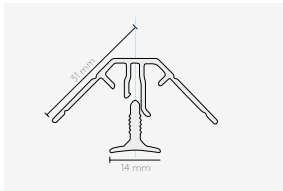
1. The high-pressure laminate has a thickness of 0.6 - 1.0 mm.
2. The plywood sheets have a minimum of 5 veneer layers according to EN 13986 bonded with waterproof adhesive.
3. The balancing layer has a thickness of 0.1 - 0.2 mm.

The density of the sheets is at least 400 kg/m³.

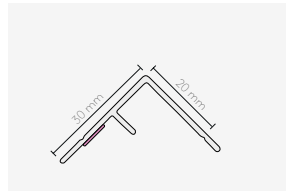


PROFILE TYPES

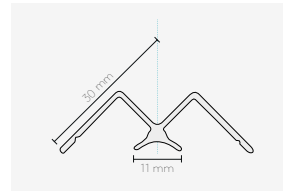
Fibo aluminium profiles are sold in several different variations depending on the area of use and the desired visual expression.



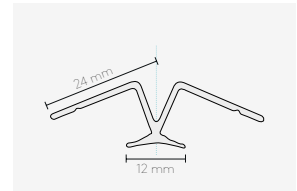
**VISIBLE, TWO PART
INTERNAL CORNER PROFILE**



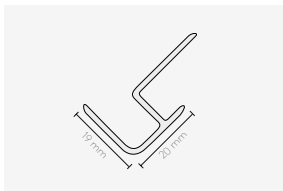
**HIDDEN CORNER PROFILE FOR SEALANT
INTERNAL CORNER PROFILE**



**VISIBLE, ONE PART
INTERNAL CORNER PROFILE**



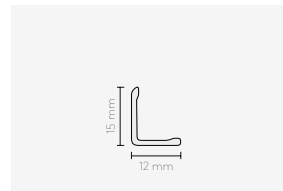
**VISIBLE, ONE PART 135°
INTERNAL CORNER PROFILE**



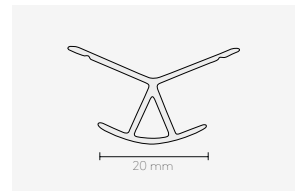
**FOR JOINING PANELS
EXTERNAL CORNER PROFILE**



**DELIVERED IN THREE COLOURS
L-PROFILE WIDE**



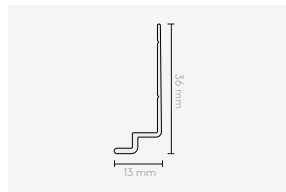
**DELIVERED IN THREE COLOURS
L-PROFILE SMALL**



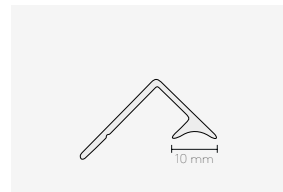
**FOR JOINING PANELS, 135°
EXTERNAL CORNER PROFILE**



**TWO PART, DELIVERED IN TWO COLOURS
STACKING PROFILE**



**ALU
BASE PROFILE**



**DELIVERED IN TWO COLOURS
COMBI PROFILE**

FIBO SCREWS - INSTALLATION SCREWS

Fibo screws are offered in 3x20mm size for installation of Kitchen Board; 3x35mm size for installation of wall panels; and 3x45mm size for installation of panels on steel studs.

INTENDED USE

Fibo Wall Panel can be used as a waterproof layer for walls in wet rooms. The panels are also suitable for use in wardrobes, laundry rooms, nurseries, etc. due to their robust plywood core. Fibo panels are both waterproof, have smooth surfaces, and are easy to clean. In addition, the panels have been tested according to ISO 22196: 2011, showing 99.99% antibacterial effectiveness against Staphylococcus aureus and Escherichia coli bacteria.

The panels can be installed directly on stud frames, masonry, concrete, or steel studs. Please refer to the installation instructions for detailed information (available on fibosystem.com). Please note that Fibo screws are not corrosion resistant. If your application requires it, appropriate screws should be selected. Once the panels are sealed with Fibo Sealant, the screws will be protected from moisture and are therefore no longer susceptible to corrosion.

The recommended humidity range for Fibo Wall Panels is between 30 and 60% RH. If the humidity level is outside of this range, the panels may change dimension and be more susceptible to cracking or warping. Please follow the guidelines for substrate and sealing according to the installation instructions, as this will help reduce long-term dimensional changes.



Fibo Kitchen Board can withstand temperatures up to 80°C. However, if there is direct heat exposure above this temperature, such as from a stove, a heat-resistant plate like Fibo Glass plate should be used (or an equivalent if Fibo Glass is not sold in your region). Temperatures above 80°C can affect the colour and gloss of the decor.

MOUNTING, EXECUTION, TRANSPORT, AND STORAGE

The package typically contains two panels. The panels should be acclimated to the expected usage environment for at least 72 hours. Fibo Wall Panels must be stored horizontally and on a flat surface, in a dry place, with the plastic packaging still on.

Before installation, inspect the panels for any damage, such as water exposure, dents, or other defects. If you notice any visible damage, do not install the panels, and contact your dealer for guidance.

When cutting the aluminium profiles, use a fine-toothed saw or a carbide-tipped blade for best results.

For detailed instructions on installation, refer to the installation manual or visit your local country Fibo website for installation videos.

CLEANING THE FIBO SYSTEM

FIRST-TIME CLEANING

When taking over a bathroom or kitchen that has been fitted with Fibo panels, there may be remnants of Fibo Wipes on the joints. This is a soap layer that should be removed using a lint-free cloth moistened with water. For difficult stains, a moistened Fibo Magic Sponge can be used. Use clean water or Fibo Clean.

REGULAR CLEANING

For routine cleaning of the wall system, use an alkaline-neutral detergent with a pH value of 7-9, lukewarm water, and a lint-free cloth. Always apply the cleaning solution first to the dirtiest areas and rinse these areas last so that the cleaning solution has the longest possible time to work. If using bleach for cleaning, it must be used in diluted form and rinsed off within 30 minutes with lukewarm water.

To avoid mold in the areas of the wall system where Fibo Seal has been used and is visible (typically, the base profile) we recommend cleaning the sealant frequently over time. Note that cleaning agents with very high or low pH can damage the sealant over time. It is not recommended to use cleaning agents containing vinegar on the wall system, as this can reduce the lifespan of the sealant. The sealant should be checked at least annually, and damaged sealant must be replaced to maintain the system's warranty.

It is not recommended to use a high-pressure washer for cleaning the wall system, as there is a high risk of mechanically washing away the sealant in the base profile. The warranty for the waterproof system will be voided in such cases.

CLEANING EXTRA-MATT PANELS

Fibo Wipes can leave a thin film on extra-matt surfaces. In case of persistent stains or spots, use a dampened Fibo Magic Sponge. Always use the sponge dampened and avoid applying too much force as the sponge can polish the laminate. Any shine resulting from polishing cannot be reversed.

**WASTE MANAGEMENT**

Code for waste management

1142 Processed wood

0007 Incineration with energy recovery

TYPE OF PACKAGING

PLASTIC

HSE REFERENCES

The wall system meets the requirements for emission levels and does not contain any known hazardous, flammable, or allergenic substances. The wall system does not pose any health risk during installation or normal use. Safety data sheets for accessory products are available on fibo.no. Always read the safety data sheet before using chemical products.

WARRANTY

The warranty conditions from Fibo apply to normal private use and do not cover incorrect installation, incorrect treatment or cleaning of the panels, or movements in the underlying materials. Fibo does not take any responsibility for any indirect costs that affect other materials.

SUPPLIER: FIBO AS

Address: Industriveien 2, 4580 Lyngdal, Norway

Phone: +47 38 13 71 00

Website: <http://www.fibosystem.com>

Email: info@fibosystem.com

Contact person: **Head of Product**

APPROVALS

SINTEF Technical Approval: SINTEF TG2289 2289

European Technical Assessment (ETA/CE): ETA 17-0124

PEFC certification: PBN-PEFC-COC-064510

FSC certification: NC-COC-064510

Fibo Wall System has several approvals and certifications. See Fibo's website for more information on these.

REFERENCES:

NORWEGIAN STANDARD:

NS 3420 code for execution: Q63.3 Surface-treated panels on vertical surfaces in wet rooms

NS 3452 code for building component: 243 Non-load-bearing walls

BUILDING RESEARCH SERIES BUILDING DETAILS

527.204 Bathroom and other wet rooms

543.505 Wet room walls with surface of vinyl, bathroom panel or paint

Other references: See separate installation instructions for installation